



# Sandwiches Around the World

English name: \_\_\_\_\_

Chinese name: \_\_\_\_\_

Class: \_\_\_\_\_ Number: \_\_\_\_\_

## Target words:

Japan	Italy	sandwich	fillings	memorable
Vietnam	France	bread	vegetables	experience
S. Africa	Greece	spread	food plating	recommend

## Target sentences:

1. This sandwich is from \_\_\_\_\_.
2. My most memorable sandwich experience was when \_\_\_\_\_.
3. I would / would not recommend the sandwich to others because \_\_\_\_\_.

### 1. What is a sandwich? (Write the definition)

Sandwich: An item of \_\_\_\_\_ consisting of \_\_\_\_\_ of bread with a \_\_\_\_\_ between them.

### 2. The Story of the Sandwich

Named after John Montagu, 4th Earl of **Sandwich**, an 18<sup>th</sup> \_\_\_\_\_ English aristocrat. Montagu had a gambling \_\_\_\_\_. He \_\_\_\_\_ many hours at the card table. He asked his cook to bring him meat and to put it between two pieces of \_\_\_\_\_. Later, people began to order “the same as \_\_\_\_\_!”

### 3. Tour Around the World through Sandwiches

When you \_\_\_\_\_ to different \_\_\_\_\_, you’ll notice that no matter where you go, you’ll find \_\_\_\_\_ (different kinds) of sandwiches. Sandwiches \_\_\_\_\_ between \_\_\_\_\_ and classes. Sandwich is a \_\_\_\_\_ because you can find it everywhere in the world.



# Sandwiches Around the World

## 4. Connecting to personal experiences: What's your story?

1. Share your most memorable sandwich experience.

My most memorable sandwich experience was when \_\_\_\_\_

\_\_\_\_\_.

2. Who were you with when you had the sandwich? \_\_\_\_\_

3. What was inside the sandwich? \_\_\_\_\_

4. Where did you get the sandwich? \_\_\_\_\_

5. Would you recommend the sandwich to others? Why?

I would / would not recommend this sandwich to others because \_\_\_\_\_

\_\_\_\_\_

## 5. Bridging Cultures through Sandwiches

1. Our sandwich is from \_\_\_\_\_ (name of country).

2. We will be making \_\_\_\_\_ (type of sandwich).

## 6. Build Your Own Sandwich



Step 1: Choose your \_\_\_\_\_



Step 2: Choose 1-2 \_\_\_\_\_



Step 3: Choose 1-2 \_\_\_\_\_




Step 4: Choose 2-3 \_\_\_\_\_





# Sandwiches Around the World







## 7. Label the different types of bread.

## 8. Label the different types of spreads.

	<b>MUSTARD</b> 				

## 9. Label the different types of fillings.

## 10. Label the different types of vegetables.

