


UNIT 1: Hola! Bonjour! Hello Sandwiches!



Class 1: Sandwiches Around The World

2021 Chongming Junior High



Definition



Sandwich: a town
in Southeast England

sandwich (noun):

An item of **food**
consisting of **two pieces**
of bread with a **filling**
between them.



The Story of the Sandwich

- Named after John Montagu, 4th Earl of **Sandwich**, an 18th century English aristocrat.
- Montagu had a gambling problem. He spent many hours at the card table.
- He asked his cook to bring him meat and to put it between two pieces of bread.
- Later, people began to order "the same as Sandwich!"





Optional Video:

The History of Sandwich

<https://www.youtube.com/watch?v=QX2djSPBgPA>_(1:29)





Tour Around the World through Sandwiches

- ❖ When you travel to different countries, you'll notice that no matter where you go, you'll find variations (different kinds) of sandwiches.
- ❖ Sandwiches bridge gaps between cultures and classes.
- ❖ Sandwich is a global food because you can find it everywhere in the world.

Game: Look at my sandwich!

Guess what country is it from?



This sandwich is from...



Gua Bao

- a. Italy
- b. Mexico
- c. India
- d. Taiwan



This sandwich is from...



- a. Italy
- b. Vietnam
- c. India
- d. Taiwan

Bánh Mì



This sandwich is from...



Gyro

- a. Italy
- b. Vietnam
- c. Greece
- d. Taiwan



This sandwich is from...



Croque Madame

- a. Italy
- b. Vietnam
- c. Greece
- d. France



This sandwich is from...



Spaghetti Sandwich

- a. Thailand
- b. Vietnam
- c. Korea
- d. Japan



This sandwich is from...



Tramezzini

- a. Italy
- b. Spain
- c. Korea
- d. Japan



This sandwich is from...



- a. Italy
- b. Spain
- c. Korea
- d. S. Africa

Bunny Chow



This sandwich is from...



Choripan

- a. Thailand
- b. Argentina
- c. Korea
- d. S. Africa



This sandwich is from...



Smørrebrød

- a. Italy
- b. Denmark
- c. Cuba
- d. S. Africa



This sandwich is from...



Torta

- a. Italy
- b. Korea
- c. Mexico
- d. S. Africa



This sandwich is from...



Falafel Pita Sandwich

- a. Italy
- b. Korea
- c. Cuba
- d. Middle East



This sandwich is from...




- a. Italy
- b. USA
- c. Cuba
- d. Middle East



Optional Activity:

The Sandwich Swap: Storybook or YouTube video



<https://www.youtube.com/watch?v=MvEr6FsVoBI>

Q: What's your story?



Discussion questions:

1. Share your most memorable sandwich experience.
2. Who were you with when you had the sandwich?
3. What was inside the sandwich?
4. Where did you get the sandwich?
5. Would you recommend the sandwich to others? Why?



Target sentences:

- My most memorable sandwich experience was when _____
- I would / would not recommend this sandwich to others because _____

Next week:



Lucky drawing



Each group will represent a different country



Research on your country's sandwich (use iPads)



Make your country's sandwich

UNIT 1: Hola! Bonjour! Hello Sandwiches!



**Class 2:
Bridging Cultures
through Sandwiches**

2021 Chongming Junior High

Bridging Cultures through Sandwiches



01
TORTAS 🇲🇪



02
PANINI 🇮🇹



03
GRILLED
CHEESE 🇺🇸



04
BLT SANDWICH 🇺🇸



05
CLUB
SANDWICH 🇺🇸



06
PIADINA
ROMAGNOLA 🇮🇹




07
REUBEN 🇺🇸



08
SUBMARINE
SANDWICH 🇺🇸



09
CROQUE-
MONSIEUR 🇫🇷



10
BÁNH MÌ 🇻🇳



11
PO'BOY 🇺🇸



12
ROAST BEEF
SANDWICH 🇺🇸



13
FRANCESINHA 🇵🇹



14
CHEESESTEAK 🇺🇸



15
CUBAN 🇺🇸



Lucky Draw

● List of countries:

1. Taiwan
2. Japan
3. Vietnam
4. USA
5. S. Africa
6. Italy
7. France
8. Greece
9. Middle East
10. Mexico



Teamwork: Two tasks

Task 1: Decide the type of sandwich to make to represent your country.



2. Decide what sandwich ingredient each person will need to bring to make the country's sandwich.

Teamwork: Research (5 mins)

- Type in keywords:
 - a. Name of your country
 - b. Sandwich
- Decide the type of sandwich to represent your country



5-minute countdown timer music

<https://www.youtube.com/watch?v=20lrFBEQHH8>

Teamwork: Two tasks

1. Decide the type of sandwich to make to represent your country.



Task 2: Decide what sandwich ingredient each person will need to bring to make your country's sandwich.

Teamwork: Sandwich Planning (5 mins)

Build Your Own Sandwich



○ Step 1: Choose your Bread



○ Step 2: Choose 1-2 Spreads



○ Step 3: Choose 1-2 Fillings



○ Step 4: Choose 2-3 Vegetables

(Please refer to worksheet)

5-minute countdown timer music

<https://www.youtube.com/watch?v=20lrFBEQHH8>

Step 1: Choose your bread



English muffin



Pita bread




French bread



Shaobing



Bagel



White bread

Step 2: Choose 1-2 Spreads



Mayonnaise

MUSTARD



Mustard



Peanut butter



Honey Mustard



Butter



Cream Cheese

Step 3: Choose 1-2 Fillings



Tuna



Dried Pork Floss



Dried Seaweed



Cheese



Ham



Firm Tofu

Step 4: Choose 2-3 Vegetables



Cucumber



Alfalfa Sprouts



Bell Pepper



Lettuce



Tomato



Onion



Sandwiches Around the World

Unit 1: Hola! Bonjour! Hello Sandwiches | Class: # Name:



Build Your Own Sandwich

Use the sandwich guide to create your own sandwich!

	Step 1: Choose your Bread 	Step 2: Choose (1 or 2) Spreads 	Step 3: Choose (1 or 2) Fillings 	Step 4: Choose (2 to 3) vegetables 
1	<input type="checkbox"/> English muffin (6) 英式鬆餅	<input type="checkbox"/> Mayonnaise 美乃滋/蛋黃醬	<input type="checkbox"/> Tuna 鮪魚肉	<input type="checkbox"/> Cucumbers (24 slices) 小黃瓜切片
2	<input type="checkbox"/> Pita bread (6) 皮塔餅/口袋餅乾	<input type="checkbox"/> Mustard 芥末醬	<input type="checkbox"/> Dried Pork Floss 豬肉鬆	<input type="checkbox"/> Alfalfa sprouts 苜蓿芽
3	<input type="checkbox"/> French bread (6) 法式長棍麵包	<input type="checkbox"/> Peanut Butter 花生醬	<input type="checkbox"/> Dried Seaweed 海苔	<input type="checkbox"/> Bell peppers (12 rings) 甜椒切圈
4	<input type="checkbox"/> Shaobing (6) 燒餅	<input type="checkbox"/> Honey mustard 蜂蜜芥末醬	<input type="checkbox"/> Cheese 起司	<input type="checkbox"/> Lettuce (12 pcs)** 萵苣
5	<input type="checkbox"/> Bagel (6) 貝果	<input type="checkbox"/> Butter 奶油	<input type="checkbox"/> Ham 火腿片	<input type="checkbox"/> Tomato slices (12 slices) 番茄切片
6	<input type="checkbox"/> White bread (18) 白吐司	<input type="checkbox"/> Cream cheese 奶油起司	<input type="checkbox"/> Firm tofu 硬豆腐	<input type="checkbox"/> Onions (12 slices) 洋蔥切片
7	<input type="checkbox"/> Your Choice _____	<input type="checkbox"/> Your Choice _____	<input type="checkbox"/> Your Choice _____	<input type="checkbox"/> Your Choice _____

*Group Checklist (bring enough for your entire group)

	Items to bring	Name of student(s) bringing the item
1	Bread (type of bread):	
2	Spread (1-2):	
3	Filling (1-2):	
4	Vegetables (2-3):	

*Please note: Everyone needs to bring their own food container.

Food plating

- o **Food plating** is the process of arranging and decorating **food** to enhance its presentation.













Group discussion: Sandwich Plating

Decide how you want to plate your sandwich
(2 layers or 3 layers, cut in triangles or in halves)





Grading criteria


1. Preparation & Planning: Ingredients (15pts)
2. Sanitation: Appearance (10pts)
3. Sandwich Presentation: Plating / Creativity / Props to indicate country (10pts)
4. Teamwork: Cooperation (15pts)
5. Clean-up work area (20pts)
6. Materials placed back neatly (20pts)
7. Completed worksheets and turned in on time (10pts)



Sanitation: Safe food preparation



1. Tie back long hair



2. Roll up your sleeves



3. Wash your hands



4. Wear a mask

Before entering the classroom:



1. Apron on



2. Mask on



3. Hands washed



4. Hair tied



5. Sleeves rolled up




6. Lined up by groups

Homework:

Things to bring next week



1) **Mask**



2) **Apron**



3) **Food container**



4) Sandwich **ingredients**
(**cut and wash** ready)