

Talking with Anne



Hello!

I am Benjamin Keith Schulz

You can find me at
schulzb@mail3.tc.edu.tw

Let's
Start!



I need 5
people to
help me act!



WWII Interrogation Intro: Anne Frank & her Diary

Characters

| | |
|--------------------------------|---------------------------------|
| | Jewish Farmer: Ezra Aarons |
| Jewish Doctor: Immanuel Kantor | Jewish Student: Yosef Shulman |
| Jewish Mother: Yonah Cohen | Jewish Teenage Girl: Anne Frank |

Let's
Act!!!



What do you think about
the actors and acting?

Where do you think this
took place?

What do you feel after
observing this short
play?



Table of Contents

1. 單元一: The usual
2. 單元二: Ink & Paper



Split into Groups!



5 Ws

#1 單元一: The usual



“

October
9th, 1942



““Today I have nothing but dismal and depressing news to report. Our many Jewish friends and acquaintances are being taken away in droves.

#1



Miep told us about someone who'd managed to escape from there. It must be terrible in Westerbork. The people get almost nothing to eat, much less to drink, as water is available only one hour a day, and there's only one toilet and sink for several thousand people.

#2



“ Men and women sleep in the same room, and women and children often have their heads shaved. Escape is almost impossible; many people look Jewish, and they're branded by their shorn heads.

#3



“ Escape is almost impossible; many people look Jewish, and they're branded by their shorn heads. If it's that bad in Holland, what must it be like in those faraway and uncivilized places where the Germans are sending them?

#4



“ We assume that most of them are being murdered. The English radio says they're being gassed. Perhaps that's the quickest way to die. I feel terrible. Miep's accounts of these horrors are so heartrending...

#5



“ Fine specimens of humanity, those Germans, and to think I’m actually one of them! No, that’s not true, Hitler took away our nationality long ago. And besides, there are no greater enemies on earth than the Germans and Jews.”

#6




What do you feel after listening to this diary entry?

What do you think this diary entry is about?



Important

This journal entry is from someone very famous.



Your Turn!

You get to write your very own
personal diary entry!

Your diary entry
can be about
anything!

Start Writing!

4:46

Share!

With your group members

what

you wrote about!



3:00

Compare

Contrast

&

Your daily routine, versus the
one you heard earlier

Compare and Contrast

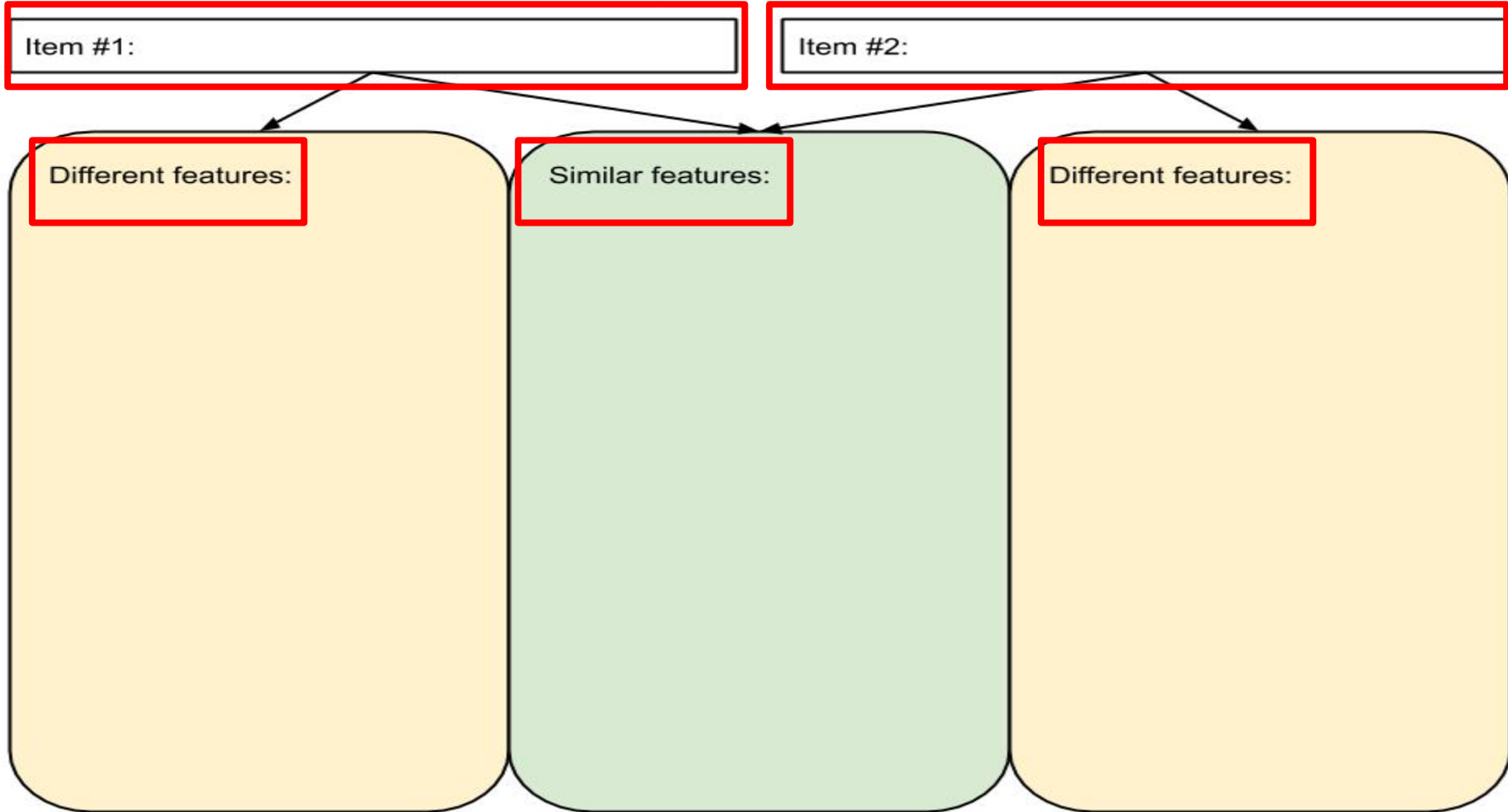
Item #1:

Item #2:

Different features:

Similar features:

Different features:



A little bit about...

this famous person
and their diary...





**Who was
Anne Frank?**



ANNE FRANK



A young girl with long brown hair is shown from the chest up, reading a book. She is wearing a light-colored, possibly pink, long-sleeved shirt. The background is a blurred outdoor setting with a brick building and other people. The text 'Reading Anne Frank's diary' is overlaid in large white font across the center of the image.

Reading Anne Frank's diary

Why Anne Frank?

#2 單元一: The Usual



ANNE FRANK'S DIARY

A teenage girl's life which shed light on the Jewish holocaust.



1 70 + LANGUAGES

Anne's diary has been translated into more than 70 languages.



2 HET ACHTERHUIS: THE SECRET ANNEX

Anne rewrote her a significant portion of her diary from 20, May,1944, and named it 'Het Achterhuis'. Adjustments were made, such as, more vivid descriptions of particularly events (bombings), content omitted (sex, sexuality, sexual identity).




3 CREATIVITY & IMAGINATION

Anne's diary included a wide variety of imaginary characters. These characters include; Kitty, Pop, Phien, Conny, Lou, Marjan, Jettje, Emmy. Out of these fictional characters Anne specifically addresses Kitty, with the following: 'Dear Kitty', 'My darlinga Kittv', and 'Dearest Kittv'.



4 A BRUTAL REFLECTION OF THE HOLOCAUST

'Shoah' is the Hebrew word for 'catastrophe', which in English the word 'holocaust' is used in place for catastrophe. Anne's Diary is filled with her daily teenage life, however, it also paints the severe persecution that Jews faced during WWII.



5 761 DAYS

Anne and her family spent 761 days in hiding, and her diary includes an immense amount of detail of what she and her family did in hiding. These large amount of details help readers paint a greater picture of how Jews spent their time in hiding.




6 JEWS IN HIDING

Throughout Anne's journal entries, she mentions other Jews being arrested by the Gestapo, and sent to concentration camps. This helps emphasize the amount of Jews that went into hiding in the Netherlands during WWII. Scholars estimate that around 330,000 Jews went into hiding in the Netherlands during WWII.


SOURCE: [ANNE FRANK HOUSE, 2020](#)

Jigsaw

Activity



THE JIGSAW METHOD



CULT OF PEDAGOGY

Each

Group

Will get different diary entries a total of 7

July 8th 1942:

"At three o'clock (Hello had left but was supposed to come back later), the doorbell rang. I didn't hear it, since I was out on the balcony, lazily reading in the sun. A little while later Margot appeared in the kitchen doorway looking very agitated. "Father has received a call-up notice from the SS," she whispered. "Mother has gone to see Mr. van Daan" (Mr. van Daan is Father's business partner and a good friend.) I was stunned. A call-up: everyone knows what that means. Visions of concentration camps and lonely cells raced through my head. How could we let Father go to such a fate? "Of course he's not going," declared Margot as we waited for Mother in the living room. "Mother's gone to Mr. van Daan to ask whether we can move to our hiding place tomorrow. The van Daans are going with us. There will be seven of us altogether." Silence. We couldn't speak. The thought of Father off visiting someone in the Jewish Hospital and completely unaware of what was happening, the long wait for Mother, the heat, the suspense – all this reduced us to silence.

July 9th 1942:

"Here's a description of the building... A wooden staircase leads from the downstairs hallway to the third floor. At the top of the stairs is a landing, with doors on either side. The door on the left takes you up to the spice storage area, attic and loft in the front part of the house. A typically Dutch, very steep, ankle-twisting flight of stairs also runs from the front part of the house to another door opening onto the street. The door to the right of the landing leads to the Secret Annex at the back of the house. No one would ever suspect there were so many rooms behind that plain gray door. There's just one small step in front of the door, and then you're inside. Straight ahead of you is a steep flight of stairs. To the left is a narrow hallway opening onto a room that serves as the Frank family's living room and bedroom. Next door is a smaller room, the bedroom and study of the two young ladies of the family. To the right of the stairs is a windowless washroom with a sink. The door in the corner leads to the toilet and another one to Margot's and my room... Now I've introduced you to the whole of our lovely Annex!"

Each

Diary Excerpt Jigsaw Fill In

July 8th 1942:

Main Idea:

Descriptive Phrases/ Words:

Questions:

July 9th 1942:

Main Idea:

Descriptive Phrases/ Words:

Questions:

Person

Will get an “entry” sheet for 7 diary entries & will need to write down the: **Main idea, descriptive phrases/ words, and questions**

Each

Person

Is responsible for their diary entry!

July 9th 1942:

"Here's a description of the building... A wooden staircase leads from the downstairs hallway to the third floor. At the top of the stairs is a landing, with doors on either side. The door on the left takes you up to the spice storage area, attic and loft in the front part of the house. A typically Dutch, very steep, ankle-twisting flight of stairs also runs from the front part of the house to another door opening onto the street. The door to the right of the landing leads to the Secret Annex at the back of the house. No one would ever suspect there were so many rooms behind that plain gray door. There's just one small step in front of the door, and then you're inside. Straight ahead of you is a steep flight of stairs. To the left is a narrow hallway opening onto a room that serves as the Frank family's living room and bedroom. Next door is a smaller room, the bedroom and study of the two young ladies of the family. To the right of the stairs is a windowless washroom with a sink. The door in the corner leads to the toilet and another one to Margot's and my room... Now I've introduced you to the whole of our lovely Annex!"

July 9th 1942:

Main Idea:

Descriptive Phrases/ Words:

Questions:

After 5 Minutes

Each

Journal Entry

Groups together

“Elite Group”

July 9th, 1942

July 9th, 1942

July 9th, 1942

July 9th, 1942



**discuss content & write down main idea
descriptive words, and questions**

Another 5 Minutes

“Elite Group”

Everyone takes turns sharing, the rest take notes!

July 9th,
1942



July 8th,
1942



Original Group

July 8th,
1942



July 8th,
1942



Original Group

November 19th,
1942






LET'S DO THIS.

Read!


Your journal, and write down the main idea, descriptive phrases, and questions you have!



Find your Elite Groups!

Read & Discuss!

Your journal, and write down the main idea, descriptive phrases, and questions you have!



***Head back to your
original groups!***

July 8th,
1942

Share your own + group
information you learned about
this diary entry.

03:00

July 9th,
1942

Share your own + group
information you learned about
this diary entry.

03:00

August
21st, 1942

Share your own + group
information you learned about
this diary entry.

03:00

October
20th, 1942

Share your own + group
information you learned about
this diary entry.

03:00

November
19th, 1942

Share your own + group
information you learned about
this diary entry.

03:00

May 18th,
1943

Share your own + group
information you learned about
this diary entry.

03:00

March
29th, 1944

Share your own + group
information you learned about
this diary entry.

03:00

February
3rd, 1944

Share your own + group
information you learned about
this diary entry.

03:00

July 15th,
1944

Share your own + group
information you learned about
this diary entry.

03:00

Examples

#3 單元二: Ink and Paper



Split into Groups!

Yes... again



學生分組名單放這裡



If You were...

Anne Frank, what do you think
you'd encounter as a Jewish
refugee hiding in Amsterdam?



A photograph of a kitchen and dining area in the Secret Annex. The scene shows a wooden dining table with several chairs, a kitchen counter with a stove, and various household items. A semi-transparent blue overlay covers the bottom half of the image, with the title text centered over it.

Daily life in the Secret Annex

Your Turn!

You get to write diary entries
as Anne Frank!

Diary Template

* Write and Draw your own diary entries! You can divide your diary into 4 entries if you'd like!



Each

Person

Will get a “Storyboard Diary” sheet for up to 4 diary entries & can also draw images for the diary entries

PhraseSheet

Some general terms to use in your diary writing.


| | | | |
|---|--|---|-------------------------|
| I just spent a horrible/ awesome/ tremendous day... | Incredible but true! | As unbelievable as it sounds | Today it started badly |
| I find it hard to believe that it's already the weekend | I don't want any trouble with the (insert noun) | I spend two hours doing my (insert noun) | I have to (verb) a lot |
| We get along really well | It was a nightmare | I'm in good form | It's not my thing |
| I'm doing my best...to... | The worst is that. | It scares me that... | Oh well/ for the better |
| That's all for today | | | |

Each

Person

Will get also receive a “Phrase” sheet to help you get familiarized with various useful phrases you can use for diary writing! (have fun, and try them out!)

Example...



July 23rd, 1943

I find it hard to believe that our neighbors got caught for hiding jews in their cellar. They are all being transported to the nearest concentration camp...I hope they survive.

| | |
|--|--|
| I just <u>spent</u> a horrible/ awesome/ tremendous day... | Incredible but true! |
| I find it hard to that it week | I don't want any trouble with the (insert noun) |
| We get along really well | It was a nightmare |
| I'm doing my best...to... | The worst is that... |
| That's all for today | |

Start!

Writing diary entries as Anne Frank! And draw a few pictures to help illustrate your diary entries!

A large digital clock showing 20:00. The numbers are white with a black outline and a slight shadow. The background is a colorful, abstract geometric pattern of triangles in shades of green, yellow, orange, and red. The clock is positioned on the right side of the image, against a black background that is part of a larger graphic design.

20:00

***Group member #1 shares
their diary with the rest of the group.***



3:00

***Group member #2 shares
their diary with the rest of the group.***



3:00

***Group member #3 shares
their diary with the rest of the group.***



3:00

***Group member #4 shares
their diary with the rest of the group.***



3:00

***Group member #5 shares
their diary with the rest of the group.***



3:00

Share!

Anyone want to share their diary entries with the class?

Role Play

#4 單元二: Ink and Paper



Dear Diary...


You will need to pretend to be one of the following characters from Anne's world, and try to try write 1-3 diary entries as them & create an audio file for people to listen to.



Each

Person

Will get a “wrinkled paper”
template **to write** their diary entry(ies).



Diaries From WWII

Each

Person

Zygmunt Klukowski, **Polish Doctor**
October 21, 1942

From early morning until late at night we witnessed indescribable events. Armed SS soldiers, gendarmes, and "blue police" ran through the city looking for Jews. Jews were assembled in the marketplace. The Jews were taken from their houses, barns, cellars, attics, and other hiding places. Pistol and gun shots were heard throughout the entire day. Sometimes hand grenades were thrown into the cellars. Jews were beaten and kicked; it made no difference whether they were men, women, or small children. All Jews will be shot. Between 400 and 500 have been killed. Poles were forced to begin digging graves in the Jewish cemetery. From information I received approximately 2,000 people are in hiding. The arrested Jews were loaded into a train at the

On January 20, 1942, 15 senior Nazi officials held a conference to discuss the implementation of a "Final Solution" to obliterate the Jewish people. It took another nine months for the genocide to reach the sleepy town of Szczebrzeszyn in southeast Poland. The above entry was written by Zygmunt Klukowski, the chief physician of Szczebrzeszyn's small hospital. Klukowski was an enthusiastic diarist and noted everything that occurred in his village during the Nazi occupation. He took a great risk in doing so, knowing that the disclosure of his chronicle would have marked him for death.

This particularly harrowing entry documents the speed and ferocity with which Jews were rounded up in thousands of villages and towns throughout Eastern Europe. The following day, Klukowski noted that the German SS had already left the village, leaving the

Will receive a "Diary From WWII"
to **help** understand what different people might
write like, and what they believed.

Each

Person

| | | |
|--|--|--------------------------|
| #1 Anne's father: Otto Frank | #2 Anne's mother: Edith | #3 Anne's sister: Margot |
| #4 German Nazi Soldier who captures Anne | #5 Frank family helpers: Miep Gies, Bep Voskuijl | |

Needs to choose a "Character from Anne's World" to **write** a diary entry(ies)

Each

Person

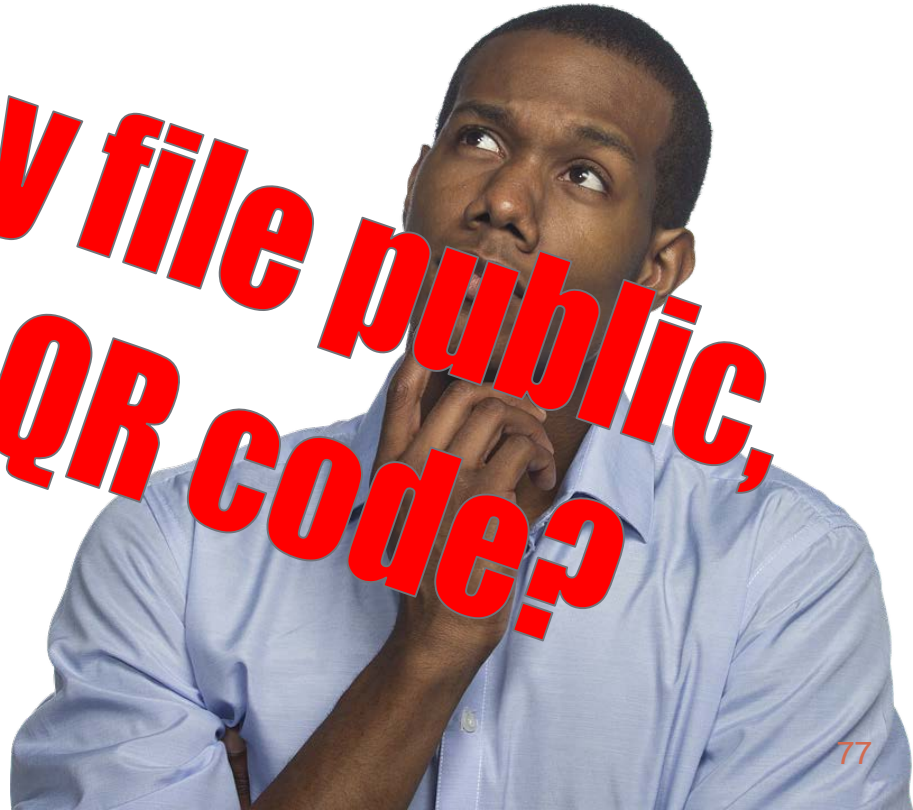
Will need to **record** an audio recording
Of their diary entry, make it public, and
Link it to a **QR code**.

July 10th, 1941 Mariam Wattenberg,
Jewish American P.O.W

“I am full of dire forebodings. During the last few nights, I have had terrible nightmares. I saw Warsaw drowning in blood; together with my sisters and my parents, I walked over prostrate corpses. I wanted to flee, but could not, and awoke in a cold sweat, terrified and exhausted. The golden sun and the blue sky only irritate my shaken nerves.”



**How to make my file public,
and link it to a QR code?**




- 新增
- 重要檔案存放區
- 我的雲端硬碟
- 共用雲端硬碟
- 與我共用
- 近期存取
- 已加星號
- 垃圾桶
- 儲存空間

我的雲端硬碟 > ... > 安妮共教資料... > Ben的安妮教案與資...

| 名稱 ↑ | 擁有者 | 上次修改時間 |
|--|------------|--------------|
| AnneFrank_DiaryEntry_GradingRubric | 我 | 2020年8月31日 我 |
| Ben_雙語課程 | | |
| Bens安妮共教Slides_DiaryWriting | Ben Schulz | 上午9:18 我 |
| Bens安妮共教Slides_DiaryWriting_Acc... | Ben Schulz | 上午9:51 我 |
| Burnt PaperTemplate | 我 | 2020年8月29日 我 |
| Diaries From WWII | 我 | 2020年8月30日 我 |
| ExcerptsForFillInJigsawActivity_AnneF... | 我 | 2020年8月30日 我 |

這個帳戶是由 mail3.hwsh.tc.edu.tw 所管理。 [瞭解詳情](#)



外師Ben
schulzb@mail3.hwsh.tc.edu.tw

管理你的 Google 帳戶

新增其他帳戶

登出

[隱私權政策](#) · [服務條款](#)

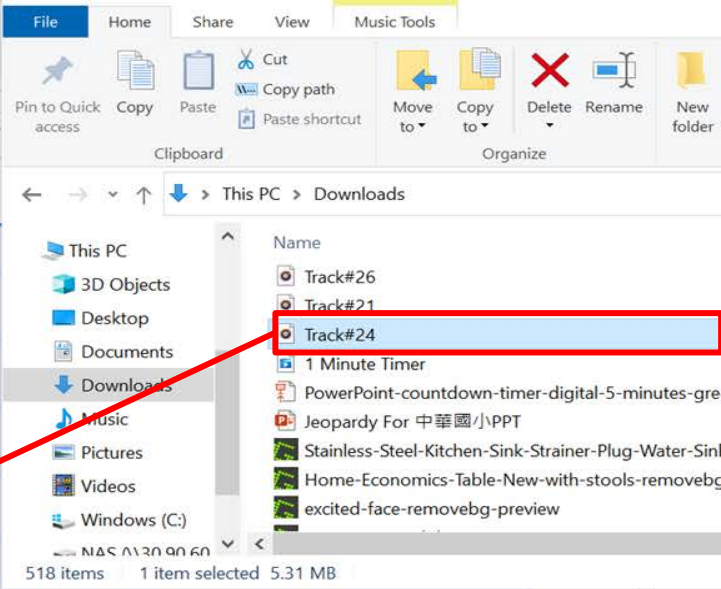
Log in to your school Google Drive

- 新增
- 重要檔案存放區
- 我的雲端硬碟
- 共用雲端硬碟
- 與我共用
- 近期存取
- 已加星號
- 垃圾桶
- 儲存空間
已使用 46.9 GB

我的雲端硬碟 > ... > 安妮共教資料... > Ben的安妮教案與

| 名稱 ↑ | 擁有者 |
|--|------------|
| AnneFrank_DiaryEntry_GradingRubric | 我 |
| Ben_雙語課程 | |
| Bens安妮共教Slides_DiaryWriting | Ben Schulz |
| Bens安妮共教Slides_DiaryWriting_Acc... | Ben Schulz |
| Burnt PaperTemplate | 我 |
| Diaries From WWII | 我 |
| ExcerptsForFillInJigsawActivity_AnneF... | 我 |
| ExcerptsForJigsaw Activity_ | 我 |
| Storyboard Diary Template_ | 我 |

拖放到這裡的檔案會立即上傳到以下資料夾：
Ben的安妮教案與資料



Upload your audio file to Google Drive

新增

- 重要檔案存放區
- 我的雲端硬碟
- 共用雲端硬碟
- 與我共用
- 近期存取
- 已加星號
- 垃圾桶
- 儲存空間
- 已使用 46.9 GB

我的雲端硬碟 > ... >

名稱 ↑

- Ben_雙語課程
- Bens安妮共教Slides_DiaryWr
- Bens安妮共教Slides_DiaryWr
- Burnt PaperTemplate
- Diaries From WWII
- ExcerptsForFillInJigsawActivi
- ExcerptsForJigsaw Activity_A
- Storyboard Diary Template_A
- Track#24.mp3

- 預覽
- 選擇開啟工具
- 共用
- 取得檔案共用連結
- 新增至工作區
- 在雲端硬碟中新增捷徑
- 移至
- 新增至「已加星號」專區
- 重新命名
- 顯示詳細資訊
- 管理版本
- 建立副本
- 檢舉濫用行為
- 下載
- 刪除

成功上傳 1 個項目

Track#24.mp3

| 上次修改時間 | 檔案大小 |
|--------------|------|
| 上午9:18 我 | - |
| 上午9:51 我 | - |
| 2020年8月29日 我 | - |
| 2020年8月30日 我 | - |
| 2020年8月30日 我 | - |
| 2020年8月30日 我 | - |
| 2020年8月29日 我 | - |
| 2020年5月27日 我 | - |

Right click your file & "share"



與使用者和群組共用



新增使用者和群組



外師Ben (你)

schulzb@mail3.hwsh.tc.edu.tw

擁有者



Ben Schulz

schulzbenjamin15@gmail.com

編輯者 ▾

[提供意見給 Google](#)

完成



取得連結

限制 只有已取得存取權的使用者可以透過這個連結開啟
[變更臺中市立惠文高級中學的連結權限](#)

複製連結

Change file sharing settings

與使用者和群組共用

共用對象： Ben Schulz

取得連結

<https://drive.google.com/file/d/1jSuvfnsVxuSpHNsmVmFCsRss4xIlhaHe/vie...>

複製連結

知道連結的使用者

檢視者

限制

臺中市立惠文高級中學

✓ 知道連結的使用者

完成

Change file sharing to
“those who know link”



與使用者和群組共用

共用對象: Ben Schulz



取得連結



<https://drive.google.com/file/d/1jSuvfnsVxuSpHNsmVmFCsRss4xIlhaHe/view...>

複製連結



知道連結的使用者 ▾

任何知道這個連結的網際網路使用者都能查看

檢視者 ▾



這個檔案的檢視者可以查看註解和建議。

[提供意見給 Google](#)

完成

Copy the public link!

the-qr-code-generator.com

#1

Sign In

QR Code Generator

#2 URL CONTACT PHONE #4 SAVE


Enter URL

d/1jSuvfnsVxuSpHNsmVmFCsRss4xllhaHe/view?usp=sharing

SHORTEN URL

#3 Paste URL

Static QR Code



Do you need to change the content of the QR Code after it has been printed? Or do you need statistics? [Sign In with Google and convert your Code to a Dynamic QR Code.](#)

PDF Mergy

Screencastify

Go to “the-qr-code-generator.com”

Done!

July 10th, 1941 Mariam Wattenberg, **Jewish American P.O.W**

"I am full of dire forebodings. During the last few nights, I have had terrible nightmares. I saw Warsaw drowning in blood; together with my sisters and my parents, I walked over prostrate corpses. I wanted to flee, but could not, and awoke in a cold sweat, terrified and exhausted. The golden sun and the blue sky only irritate my shaken nerves."



How will I be graded?



| Trait/ Score | 4 | 3 | 2 | 1 |
|-----------------------|---|--|---|--|
| Writing Skills | | | | |
| Creativity | - The story contains many creative details and/or descriptions that contribute to the reader's enjoyment. The author has really used his imagination. | - The story contains a few creative details and/or descriptions that contribute to the reader's enjoyment. The author has used his imagination. | - The story contains a few creative details and/or descriptions, but they distract from the story. The author has tried to use his imagination. | - There is little evidence of creativity in the story. The author does not seem to have used much imagination. |
| Action | - Several action verbs (active voice) are used to describe what is happening in the story. The story seems exciting! | - Several action verbs are used to describe what is happening in the story, but the word choice doesn't make the story as exciting as it could be. | - A variety of verbs (passive voice) are used and describe the action accurately but not in a very exciting way. | - Little variety seen in the verbs that are used. The story seems a little boring. |
| Setting | - Many vivid, descriptive words are used to tell when and where the story took place. | - Some vivid, descriptive words are used to tell the audience when and where the story took place. | - The reader can figure out when and where the story took place, but the author didn't supply much detail. | - The reader has trouble figuring out when and where the story took place. |

| Content | | | | |
|-------------------------|--|--|---|--|
| Format | - Diary entry includes the following... date, content & a closing | - Diary contains some of the following... date, content & a closing | - Diary contains one of the following... date, content & a closing | - Diary doesn't contain any of the following... date, content & a closing |
| Verbal Skills | | | | |
| Voice | - Always speaks loudly, slowly and clearly. Recorded audio file is easily understood by all audience members all the time | Usually speaks loudly, slowly and clearly. Recorded audio file is easily understood by all audience members almost all the time. | Usually speaks loudly and clearly. Recorded Audio speed is so fast sometimes that audience has trouble understanding. | - Speaks too softly or mumbles. The audience often has trouble understanding the recorded audio file. |
| Acting/Dialogue | - The student uses consistent voices to make the characters more believable and the diary entry more easily understood. | - The student often uses voices, to make the characters more believable and the diary entry more easily understood. | - The student tries to use voices, to make the characters more believable and the diary entry more easily understood. | - The student reads the diary entry but does not use voices, to make the storytelling more interesting or clear. |
| Verbal/vocal expression | -Usually demonstrates variety in volume, tone, pitch, and voice quality. -Usually describes activities with precise and colourful vocabulary. | -Sometimes demonstrates variety in volume, tone, pitch, and voice. -Sometimes describes activities with precise and colourful vocabulary. | -Mumbles -Speaks without variety in tone, pitch, and voice quality. -Uses little precise vocabulary when describing activities. | -Little or no verbal or vocal response. |

Looking Forward!

To seeing your diary entries & Sound recording!





If you're curious...

Taiwan's involvement
with refugees...and
what you can do...





想想

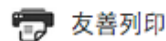
編輯推薦 / 熱門文章 / 政策想想 / 時事想想 / 想想副刊 / 漫談時事 / 專欄作家 / 公民平台

首頁 / 政策想想

全球化的難民議題：期待台灣的難民政策



國防外交 | Jack Huang | 發佈於 6 月 1, 2017



全球化之下，難民議題也不再是個別區域的事物，支持人權與人道救助的國家都有責任在難民議題上盡一份心力。台灣在去年7月左右通過「難民法」草案初審，終於讓邁入新進國家的行列，可望進一步連結1951難民公約以及1967難民議定書等國際規範，落實難民人權的保障到基本法律之中，而非如過去以「專案」方式，僅處理少數的個案。

政策想想分類

- 中國問題
- 主權兩岸
- 休閒娛樂
- 全球脈動
- 司法人權
- 國防外交
- 媒體觀察
- 政黨政治
- 教育文化
- 環境經濟
- 社會安全

[此文章連結](#)

AMNESTY
INTERNATIONAL



國際特赦組織台灣分會

鼓舞人們 挺身關切不義

驅動人性 心存同情同理

攜手人群 讓世界更親近

致力人權 全球普世共享

我們的工作

採取行動

贊助人權

關於我們



首頁 > 最新消息 > 國際人權新聞

#世界難民日：全球難民危機現況一覽

2017年6月19日

👍 讚 44

📢 分享 44

🐦 Tweet

相關文章

利比亞

墨西哥

敘利亞

烏干達

緬甸

美國

尙亞

諾魯

國際人權新聞

難民為了逃離轟炸、迫害和人權侵犯，冒著性命危險離開家鄉，只為了尋求安全的生活。如今，難民已經成為了我們這個時代的關鍵議題，我們應對難民危機的方式，將會形塑未來一代又一代的評價。現在正是我們捍衛人類共同價值的時刻，拒絕讓恐懼與偏見獲勝。

讓你的聲音被聽見，參與線上連署，告訴你的親朋好友世界各地正在發生的難民故事，呼籲各國政府找尋難民危機的永續解決方式。

全球倡議

國內人權新聞

焦點專區

國際人權新聞

活動訊息

人權360

[此文章連結](#)

Resources # 1

1. Alpha History: <https://alphahistory.com/holocaust/anne-frank-diary-1942-44/>
2. Ann Frank : <https://www.annefrank.org/en/>
3. Diary Entry Useful Phrases : <https://quizlet.com/174135460/diary-entry-useful-phrases-flash-cards/>
4. How to: <https://howtowiki.net/diary-entry-format/>
5. MS. HOUK'S 4TH GRADE CLASS :<https://mrshouksclass.wordpress.com/excerpts-from-anne-franks-diary/>
6. The Diary of Anne Frank (Excerpts 2/3/1944-4/11/1944): <https://genius.com/Anne-frank-the-diary-of-anne-frank-excerpts-2-3-1944-4-11-1944-annotated>
7. Writing a Diary Entry: <https://www.tutory.de/bereitstellung/dokument/cb38fb60>

Video Resources #1

1. [An Excerpt From The Diary of Anne Frank](#)
2. [Who is Anne Frank?](#)

Thanks!

Any questions?

You can find me at:

- ✓ schulzb@mail3.hswt.edu.tw
- Or come to my office in the GMC

